FOR OFFICE USE | 8/8

EXISTING LOWER BASEMENT & GROUND FLOOR

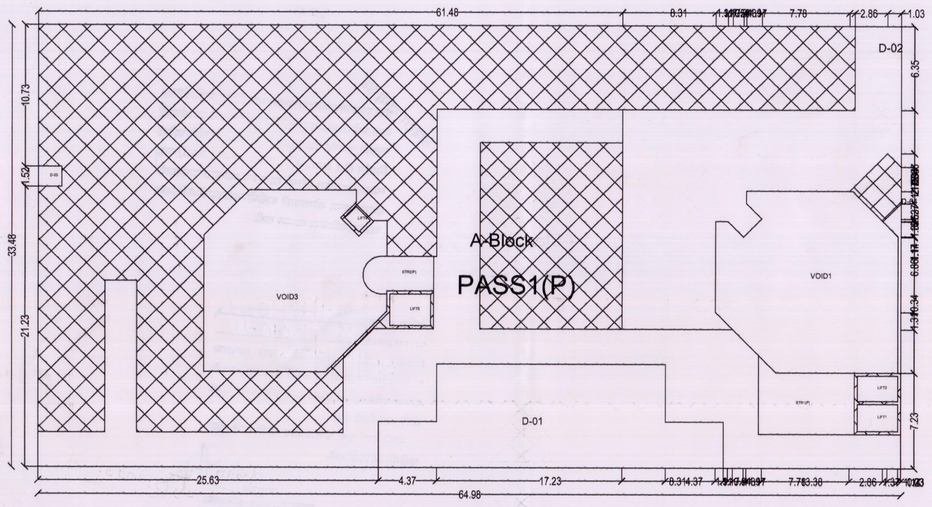

EXISTING GROUND FLOOR

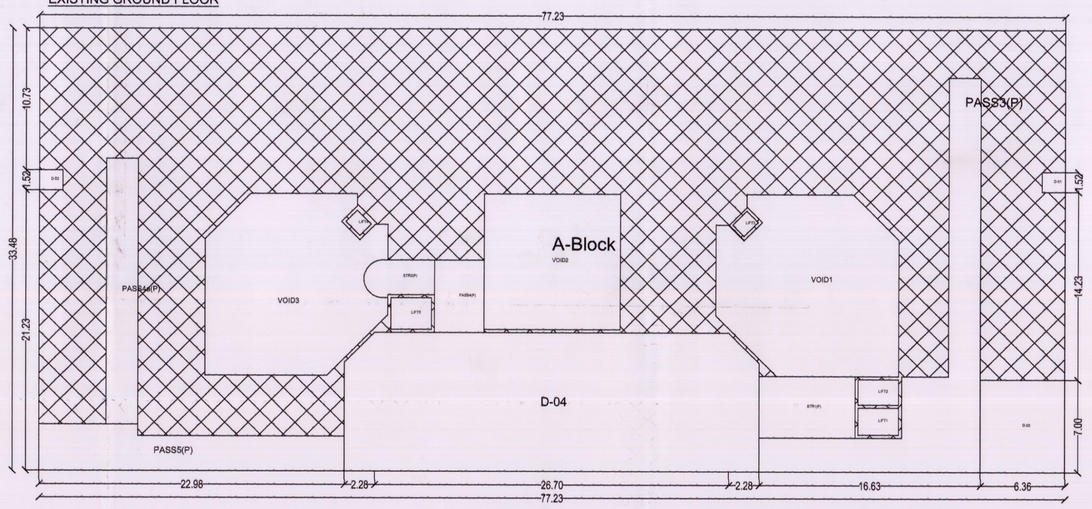

EXISTING FIRST FLOOR

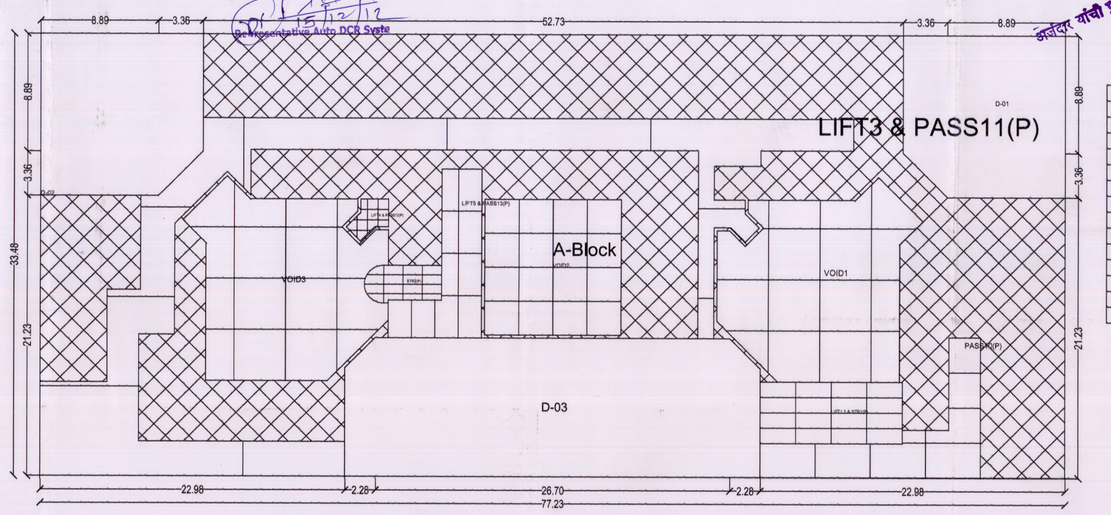

This Building Plans are Scrutinized and Sanctioned by Auto DCR System. Report Generated on 15/5/12
Jt. Director, Town Planning Auto DCR Syste

अतिरिक्त मांगी शर्त

EXISTING FIRST FLOOR

Polygon	LENGTH	WIDTH	Area
A-Block	77.23	33.48	2585.65
D-01	-->	-->	144.44
D-02	-->	-->	144.44
D-03	-->	-->	323.11
PASS10(P)	-->	-->	65.71
STR2(P)	-->	-->	14.72
LIFT5 & PASS13(P)	-->	-->	49.83
LIFT4 & PASS12(P)	-->	-->	6.12
LIFT3 & PASS11(P)	-->	-->	300.64
VOID2	10.27	10.27	105.47
VOID3	-->	-->	173.18
VOID1	-->	-->	177.42
LIFT1,2 & STR1(P)	7.23	4.66	49.98
Total -->	-->	-->	1030.61

Approved as ammended
in.....Colour
Subjet to the conditions mentioned in
this office Building permit No. 33/12-13
Date 05/01/2013
DY. ENGINEER
Town Planing
Municipal Corporation
AURANGABAD.
05/01/2013.

O. C. Signed by A.D.T.P

EXISTING LOWER GROUND FLOOR

Polygon	LENGTH	WIDTH	Area
A-Block	64.98	33.48	2175.53
D-01	-->	-->	165.67
D-02	-->	-->	226.43
D-03	1.75	1.52	2.66
D-04	-->	-->	4.22
STR2(P)	-->	-->	13.44
PASS1(P)	-->	-->	356.21
VOID3	-->	-->	161.29
LIFT4	-->	-->	1.80
LIFT5	3.05	2.40	7.32
LIFT2	3.05	1.91	5.82
LIFT1	3.05	2.06	6.27
VOID1	-->	-->	165.52
STR1(P)	-->	-->	34.49
Total -->	-->	-->	1024.39

LOWER GROUND FLOOR PLAN

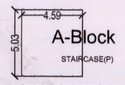

Polygon	LENGTH	WIDTH	Area
A-Block	5.03	4.59	23.09
STAIRCASE(P)	5.03	4.59	23.09
Total -->	-->	-->	-0.00

LOWER GROUND FLOOR PLAN

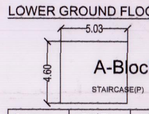

Polygon	LENGTH	WIDTH	Area
A-Block	5.03	4.60	23.14
STAIRCASE(P)	5.03	4.60	23.14
Total -->	-->	-->	0.00

LOWER GROUND FLOOR PLAN

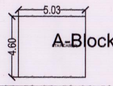

Polygon	LENGTH	WIDTH	Area
A-Block	5.03	4.60	23.14
STAIRCASE(P)	5.03	4.60	23.14
Total -->	-->	-->	-0.00

PROPOSED GROUND FLOOR

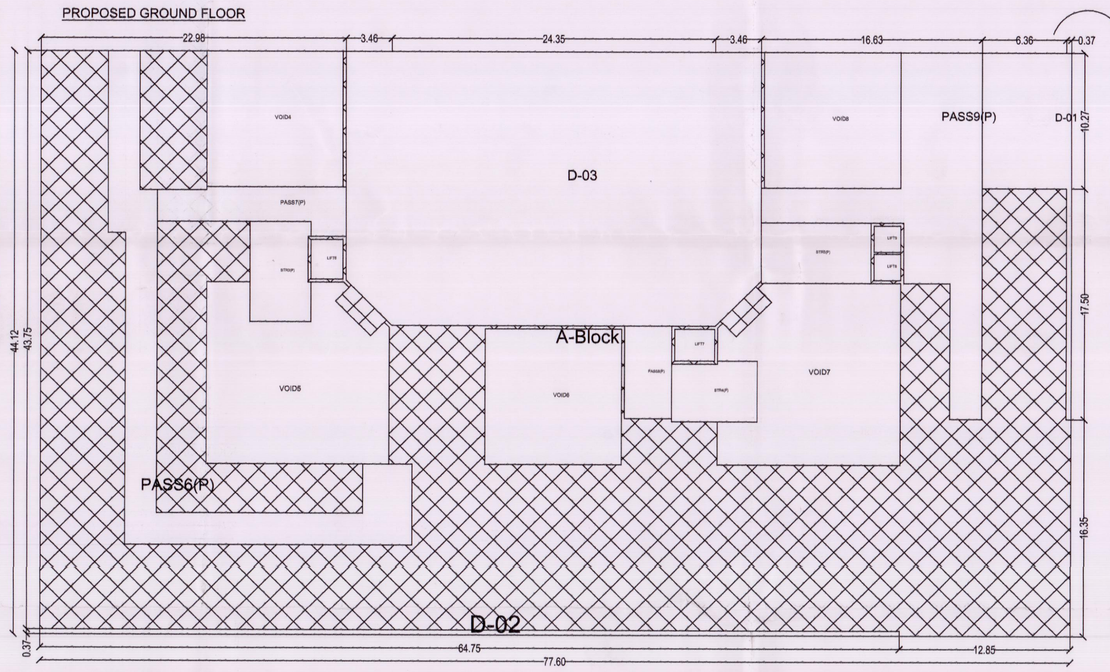

PROPOSED GROUND FLOOR

Polygon	LENGTH	WIDTH	Area
A-Block	77.60	44.12	3423.71
D-01	-->	-->	75.54
D-02	64.75	0.37	23.96
D-03	-->	-->	637.63
PASS8(P)	7.00	3.54	24.78
PASS6(P)	-->	-->	154.03
PASS9(P)	-->	-->	158.39
STR4(P)	-->	-->	28.87
STR3(P)	-->	-->	34.04
PASS7(P)	-->	-->	39.57
VOID6	10.27	10.27	105.47
LIFT7	3.00	2.40	7.20
LIFT6	3.00	2.41	7.23
LIFT9	2.00	1.99	3.98
LIFT8	2.00	2.00	4.00
VOID7	-->	-->	164.58
VOID5	-->	-->	164.61
VOID4	10.27	10.27	105.47
VOID8	10.27	10.27	105.47
STR5(P)	8.27	4.60	38.04
Total -->	-->	-->	1540.83

EXISTING GROUND FLOOR

Polygon	LENGTH	WIDTH	Area
A-Block	77.23	33.48	2585.65
D-01	1.75	1.52	2.66
D-02	1.75	1.52	2.66
D-03	7.00	6.36	44.48
D-04	-->	-->	323.11
VOID2	10.27	10.27	105.47
STR2(P)	-->	-->	13.44
PASS4(P)	5.48	3.72	20.39
PASS3(P)	-->	-->	124.54
PASS5(P)	-->	-->	66.91
PASS4a(P)	20.13	2.40	48.31
VOID3	-->	-->	161.29
LIFT4	-->	-->	1.80
LIFT5	3.05	2.40	7.32
LIFT3	-->	-->	1.80
VOID1	-->	-->	165.52
LIFT2	3.05	1.91	5.82
LIFT1	3.05	2.06	6.27
STR1(P)	7.22	4.66	33.63
Total -->	-->	-->	1450.23

EXISTING SECOND FLOOR

Polygon	LENGTH	WIDTH	Area
A-Block	77.23	33.48	2585.65
D-01	-->	-->	144.44
D-02	-->	-->	144.44
D-03	-->	-->	323.11
STR2(P)	-->	-->	16.29
PASS20(P)	-->	-->	28.32
PASS19(P)	10.50	2.40	25.20
PASS22(P)	-->	-->	66.34
PASS17(P)	-->	-->	85.02
PASS21(P)	-->	-->	13.33
PASS18(P)	-->	-->	13.33
VOID2	10.27	10.27	105.47
LIFT4	-->	-->	1.80
LIFT5	3.05	2.40	7.32
LIFT3	-->	-->	1.80
LIFT2	3.05	1.91	5.82
LIFT1	3.05	2.06	6.27
VOID1	-->	-->	165.52
VOID3	-->	-->	173.18
STR1(P)	7.22	4.66	33.63
Total -->	-->	-->	1225.02

EXISTING SECOND FLOOR

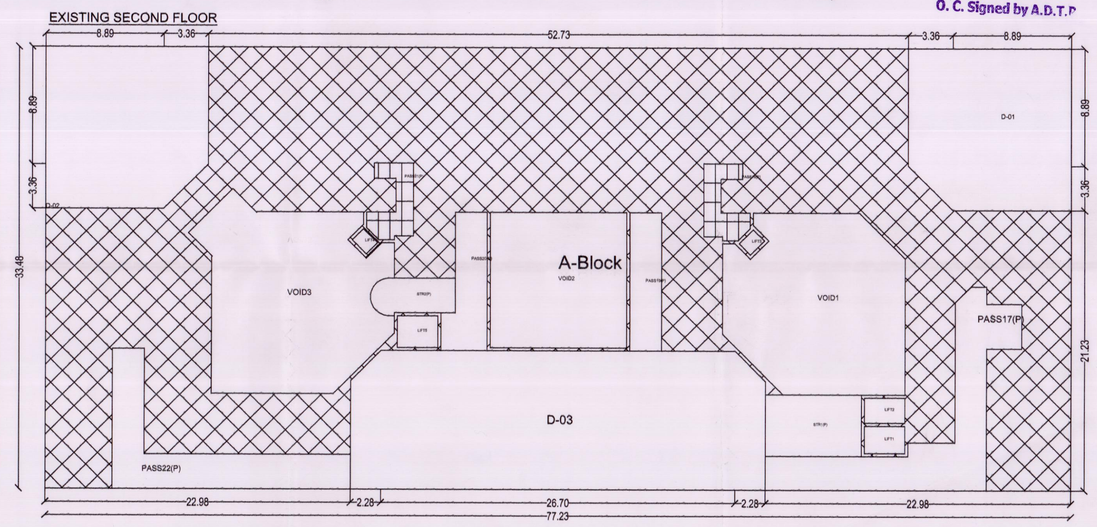

PROPOSED SECOND FLOOR

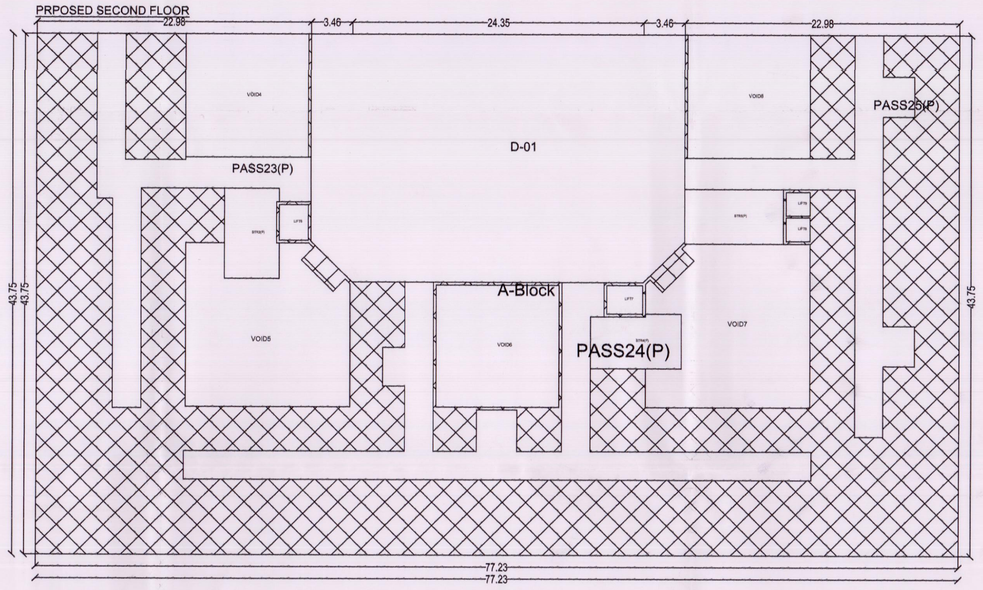

PROPOSED FIRST FLOOR

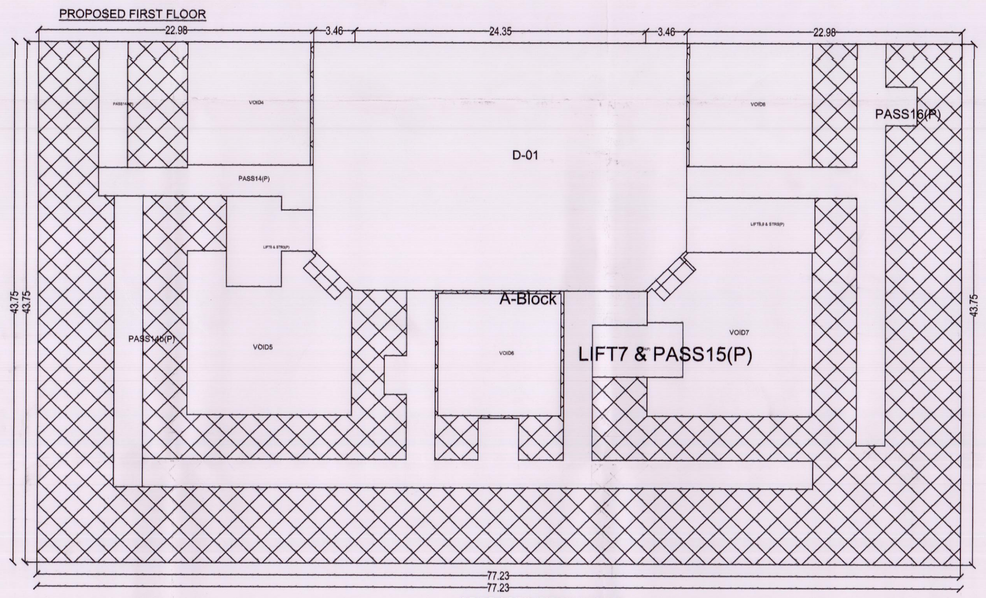

PROPOSED THIRD FLOOR

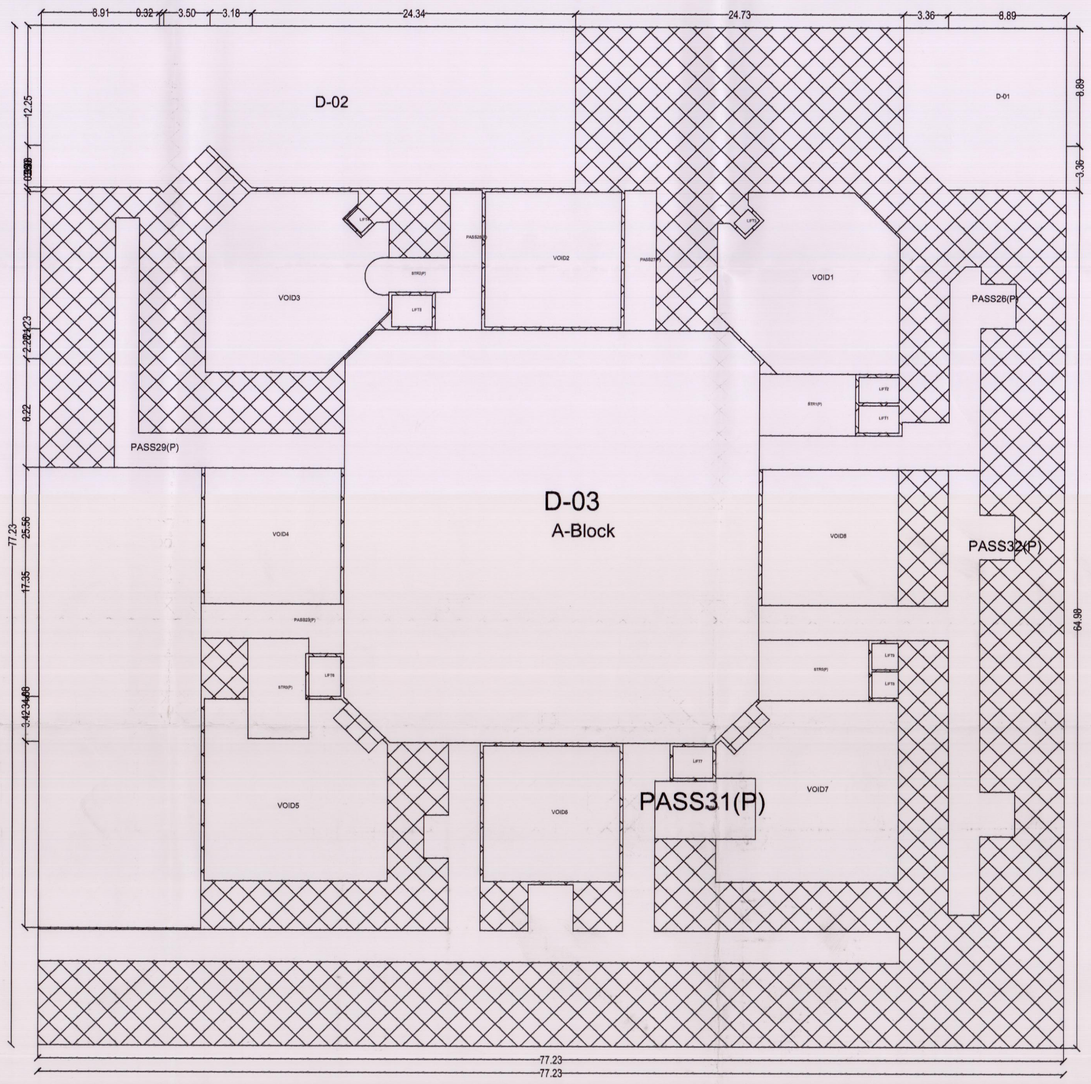

PROPOSED THIRD FLOOR

Polygon	LENGTH	WIDTH	Area
A-Block	77.23	77.23	5964.47
D-01	-->	-->	144.44
D-02	-->	-->	483.02
D-03	-->	-->	1388.03
PASS29(P)	-->	-->	74.94
STR2(P)	-->	-->	16.29
STR4(P)	-->	-->	33.85
STR3(P)	-->	-->	34.04
PASS28(P)	-->	-->	28.59
PASS27(P)	10.62	2.40	25.48
PASS26(P)	-->	-->	85.02
PASS32(P)	-->	-->	135.37
PASS31(P)	-->	-->	245.12
PASS23(P)	-->	-->	31.23
LIFT6	3.00	2.41	7.23
VOID8	10.27	10.27	105.47
VOID6	10.27	10.27	105.47
VOID2	10.27	10.27	105.47
LIFT4	-->	-->	1.80
LIFT5	3.05	2.40	7.32
LIFT3	-->	-->	1.80
LIFT2	3.05	1.91	5.82
LIFT1	3.05	2.06	6.27
LIFT9	2.00	1.99	3.98
LIFT8	2.00	2.00	4.00
LIFT7	3.00	2.40	7.20
VOID1	-->	-->	165.52
VOID7	-->	-->	164.58
VOID3	-->	-->	164.61
VOID5	-->	-->	164.61
VOID4	10.27	10.27	105.47
STR5(P)	8.27	4.60	38.04
STR1(P)	7.22	4.66	33.63
Total -->	-->	-->	2043.73

PRPOSED SECOND FLOOR

Polygon	LENGTH	WIDTH	Area
A-Block	77.23	43.75	3378.81
D-01	-->	-->	637.63
STR4(P)	-->	-->	33.85
STR3(P)	-->	-->	34.04
PASS25(P)	-->	-->	135.37
PASS24(P)	-->	-->	215.44
PASS23(P)	-->	-->	119.19
LIFT6	3.00	2.41	7.23
VOID6	10.27	10.27	105.47
LIFT9	2.00	1.99	3.98
LIFT8	2.00	2.00	4.00
LIFT7	3.00	2.40	7.20
VOID5	-->	-->	164.61
VOID7	-->	-->	164.58
VOID4	10.27	10.27	105.47
VOID8	10.27	10.27	105.47
STR5(P)	8.27	4.60	38.04
Total -->	-->	-->	1497.22

PROPOSED FIRST FLOOR

Polygon	LENGTH	WIDTH	Area
A-Block	77.23	43.75	3378.81
D-01	-->	-->	637.63
STR4(P)	-->	-->	33.85
LIFT6 & STR3(P)	-->	-->	43.97
PASS16(P)	-->	-->	126.91
LIFT7 & PASS15(P)	-->	-->	234.00
PASS14b(P)	24.49	2.40	58.79
PASS14a(P)	10.50	2.40	25.20
PASS14(P)	-->	-->	48.48
VOID6	10.27	10.27	105.47
VOID7	-->	-->	164.58
VOID5	-->	-->	164.61
VOID4	10.27	10.27	105.47
VOID8	10.27	10.27	105.47
LIFT8,9 & STR5(P)	7.23	4.60	49.98
Total -->	-->	-->	1475.00

A (HEGDEWAR)

BUILDING	FLOORS	FSI AREA COMM.	RESI.	IND.	SPECIAL	DOUBLE HT	BALCONY PERM.	PROP.	EXCESS	STAIR PAID	LIFT PAID	PASSAGE PAID	LIFT M/C ROOM	TENE.	TOTAL FSIAREA
A (HEGDEWAR)	THIRD FLOOR	0.00	0.00	0.00	2043.73	0.00	306.56	362.70	-	71.67	0.00	709.94	-	1	0.00
A (HEGDEWAR)	SECOND FLOOR	0.00	0.00	0.00	2722.23	0.00	408.33	362.70	-	71.67	0.00	785.73	-	0	0.00
A (HEGDEWAR)	FIRST FLOOR	0.00	0.00	0.00	2505.61	0.00	375.84	362.70	-	99.34	0.00	1008.22	-	0	0.00
A (HEGDEWAR)	GROUND FLOOR	0.00	0.00	0.00	2991.06	0.70	448.66	362.70	-	71.67	0.00	713.27	-	0	0.00
A (HEGDEWAR)	LOWER GROUND FLOOR	0.00	0.00	0.00	1024.39	0.00	153.66	0.00	-	103.86	0.00	369.65	-	0	0.00
A (HEGDEWAR)	BASEMENT FLOOR	0.00	0.00	0.00	0.00	0.00	0.00	0.00	-	0.00	0.00	0.00	-	0	0.00
A (HEGDEWAR)	Total	0.00	0.00	0.00	11287.03	0.70	1693.05	1450.80	0.00	418.21	0.00	3586.81	0.00	1	0.00

BUILDING	FSI AREA COMM.	RESI.	IND.	SPECIAL	DOUBLE HT	BALCONY PERM.	PROP.	EXCESS	STAIR free from FSI	LIFT free from FSI	PASSAGE free from FSI	LIFT M/C ROOM	TENE.	TOTAL FSIAREA
A-1 (HEGDEWAR)	0.00	0.00	0.00	11287.03	0.70	1693.05	1450.80	56.14	418.21	0.00	0.00	0.00	1	0.00 + 56.14
B-1 (LAB)	0.00	0.00	0.00	849.19	0.00	127.38	0.00	0.00	0.00	0.00	0.00	0.00	2	0.00
Total	0.00	0.00	0.00	12136.21	0.70	1820.43	1450.80	56.14	418.21	0.00	0.00	0.00	3	0.00 + 56.14

सूचना व हमीपत्र

या बांधकाम परवानगीनुसार बांधकाम सुरु केल्यानंतर ब्लीथ्यापर्यंत (Plinth Level) चे बांधकाम पूर्ण झाल्यावर वास्तुविशारद / व्यवसायिक अभियंता/ सुपरवायझर, यांचे मार्फत त्रुटीचाचे पूर्तताची प्रमाणपत्र हा कार्यालयाकडून प्राप्त करून घेऊन नंतरच पुढील बांधकाम सुरु करावे अन्यथा आपण त्या पूर्वे केलेले बांधकाम अनधिकृत समजून कार्यवाही करण्यात येईल याची नोंद घ्यावी

भारत बांधकाम साहित्य, व माती म.न.पा.च्या रस्त्यावर ठेवू नये

LEGEND				
Plot boundry Width in	Exist. work Shown in	Prop.work Shown in	Drainage line Shown in	Water line Shown in

PROPOSED HOSPITAL BUILDING
AT.C.T.S.NO.15309, MOUJE GARKHEDA, AURANGABAD.

FOR, BABASAHEB AMBEDKAR VAIDYAKIYA PRATISTHAN.

Vaidyakiya Pratishthan
Secretary
OWNER'S SIGNATURE

NORTH

JOB NO. | DRG.NO.:-1
DRAWN BY:- Pathan Mujeeb
FILE NAME :-
DATE:- | SCALE: 1:100

ARCHITECT INTERIOR AND LANDSCAPE DESIGNERS

MODULE

"MODULE HOUSE"
OPP.M.E.S.INDP. BNGL.
NEAR SHAN PETROL PUMP
PRINTWING,AURANGABAD.
PHONE NO. 330235 (OFF.)
336665 (RES.)

DEEPAK DESHPANDE
B. ARCHITECT
REGD NO. CA/87/11186